

DryXtreme - NA

heatless adsorption dryers
0,12 - 1,83 m³/min.



pure energy



Purifying your compressed air,
increasing your efficiency.



Cooling, conditioning, purifying.

DRYXTREME - NA



THE EFFICIENT REMOVAL OF IMPURITIES WITHIN COMPRESSED AIR OFFERS NUMEROUS IMPORTANT BENEFITS, REDUCING BOTH DOWNTIMES AND OPERATING COSTS, AND OPTIMIZING THE ENTIRE PROCESS.

WHILST MTA FILTRATION ALLOWS THE REMOVAL OF DIRT AND OIL, CONDENSATE REMOVAL REQUIRES THE USE OF A DRYER. DRYXTREME ADSORPTION DRYERS OFFER PRESSURE DEW POINTS DOWN TO -40° OR EVEN -70°C , ALLOWING NUMEROUS CRITICAL APPLICATIONS TO FUNCTION ACCURATELY AND EFFICIENTLY. AND ALL THIS WITHIN AN ADVANCED YET EASY TO USE PACKAGE.



Suited to all applications

DryXtreme is CE marked and PED approved, as well as being ASME exempt. The ability to operate at 50/60Hz AC and DC voltages, the choice of -40°C and -70°C dew points and flexible pre-filter options ensure DryXtreme covers all individual needs.

Guaranteed performance

DryXtreme is born from over 25 years drying experience within MTA, with each and every dryer being quality tested and performance tested before leaving the factory. The advanced yet reliable design ensures guaranteed high performance in all conditions and applications.

Advanced control

The reliable controller manages and monitors dryer operation, and supplies the User with updated information as to unit operation, maintenance needs, warnings and alarms. It can furthermore be easily interfaced with external software packages.

Easy to use & install

The compact housing can be installed vertically or horizontally. NA012-107 can be wall mounted and offer 3 inlet and outlet ports which can even be inverted. The silencer allows installation near operating personnel, with an internal 1 micron post-filter eliminating the need to install one downstream.



Suited to numerous applications



Each dryer is accurately tested



Comprehensive User interface



Flexibility in installation

DRYXTREME - THE PERFECT PARTNER FOR YOUR APPLICATION

DryXtreme Applications – Packaging, bottling, power stations, paint spraying, dentistry, laboratories, instrumentation & measurement equipment, conveyors, CNC machines, pharmaceutical, automotive, lasers, sprinkler systems, other general industrial applications.

Reduced purge losses – Generous dryer sizing reduces purge losses, with an interchangeable purge plug allowing personalization to the exact operating conditions, avoiding unneeded energy wastages.

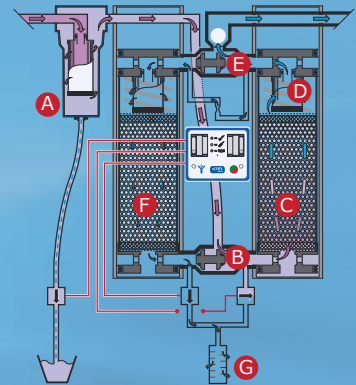
Reduced filter drain losses – An integral electronic drain allows the pre-filter to be synchronised to the dryer operation, minimising unwanted compressed air wastages.

Remote management & energy saving software – An optional software allows direct connection to a PC, offering remote visualization of all operating parameters and full programming according to the individual application needs. The software's Energy Management function allows dryer operation to be directly synchronised to the air compressor operation, offering notable energy savings, especially in discontinuous and varying load conditions.

How DryXtreme works – The air first passes through a pre-filter (A - to be supplied separately) and then into the dryer's inlet valve (B). Here it is guided to one of the 2 vessels, as defined by the controller. On passing through vessel 1 (C) the air is dried to the required dew point by a high performance molecular sieve dessicant bed. It then passes through the 1 micron dust filter (D) and exits the dryer through the outlet valve (E).

Simultaneously vessel 2 (F) passes through a process of depressurisation, regeneration, and repressurisation. The regeneration is performed using a small amount of dry (purge) air, which removes condensate from the saturated dessicant bed as it passes across it, and is then silently dispersed to atmosphere through the silencer (G).

When vessel 1 is saturated the air flow switches to vessel 2 and the process is inverted.



Easy to service

The controller warns as to when servicing is needed, with just 2 kits covering all servicing needs, simplifying logistics. The easily removable front panel, ability to service the unit without disturbing the pipework and simple dessicant cartridge substitution allow rapid servicing.



Easy to use service kits

Dessicant cartridge

The dessicant cartridge, with integrated post-filter, allows simple, quick and clean servicing. The spring loading ensures perfect dessicant packing and eliminates attrition. The see-through cartridge housing allows verification as to correct dryer operation.



Integral post-filter & spring load

Robust and reliable

The highly reliable multi-function valve block combines a shuttle valve, purge valve and two exhaust valves. The aluminium vessels feature a corrosion protected coating for increased longevity. The controller ensures trouble free operation.



Reliable valve block

Accessories

- Wall mounting kit (NA012-107).
- Floor mounting kit.
- Remote PC connected supervision software with integrated Energy Management System.
- Breathing air and medical air packages for specific applications.
- Pre-filtration kit.



Remote supervision software

Model	Airflow		Air connections	Overall dimensions (mm)			Weight (kg)	Recommended pre-filter
	m ³ /h	m ³ /min		A	B	C		
NA012	7	0,12	3/8"	445	281	92	13,0	HEF 005
NA018	10	0,17	3/8"	504	281	92	14,0	HEF 005
NA025	14	0,23	3/8"	565	281	92	15,0	HEF 005
NA030	17	0,28	3/8"	635	281	92	16,5	HEF 005
NA046	25	0,42	3/8"	815	281	92	19,5	HEF 005
NA077	42	0,70	3/8"	1065	281	92	24,0	HEF 005
NA107	59	0,98	3/8"	1460	281	92	31,0	HEF 005
NA135	76	1,27	3/4"	652	520	164	53,0	HEF 010
NA165	93	1,55	3/4"	752	520	164	59,0	HEF 010
NA196	110	1,83	3/4"	852	520	164	64,0	HEF 010

Data refers to the following working conditions: air FAD 20°C / 1barA, pressure 7 bar(g) at dryer inlet, air inlet temperature 35°C, pressure dew point -40°C, according to ISO 8573.1 standards.

Dryer working limits: working pressure 4-16bar(g); inlet temperature 1,5-50°C; ambient temperature min. 5°C.
Power supply: 100-240V AC 50-60Hz; 12-24V DC.

Adequate pre-filtration (MTA grade S, ideally preceded by grade P or M) should always be installed upstream of the dryer; according to the application, additional dust filtration (MTA grade M or S) may need to be installed downstream of the dryer. Ensure a separator or other is installed upstream of the dryer (to avoid liquid condensate entering the dryer itself); this is not necessary in installations with a refrigeration dryer installed upstream. To ensure proper dryer operation the air flow must never drop below 30% of the nominal value.

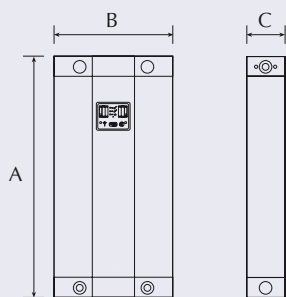
The below correction factors allow calculation of the dryer's maximum air flow at conditions differing from the nominal values given in the above table; to determine the maximum air flow proceed as follows:

- Determine, using the below correction factor data, the applicable correction factors to be utilised in accordance with the user's input conditions (minimum inlet pressure (K1), maximum inlet temperature (K2) and required dew point (K3)).
- Calculate the dryer's maximum air flow at the user's input conditions using the following formula: Maximum air flow = nominal air flow * K1 * K2 * K3.
- If the resulting maximum air flow is lower than the user's required air flow then move up to a larger dryer model and repeat the exercise.

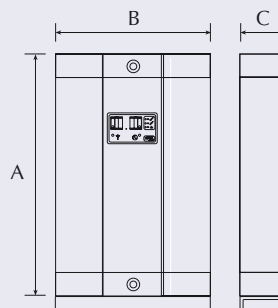
working pressure	bar(g)	4	5	6	7	8	9	10	11	12	13	14	15	16
correction factor	K1	0,62	0,75	0,87	1	1,12	1,25	1,37	1,5	1,62	1,75	1,87	2	2,12

air inlet temperature	°C	20	25	30	35	40	45	50
correction factor	K2	1,07	1,06	1,04	1	0,88	0,78	0,55

pressure dew point	°C	-40	-70
correction factor	K3	1	0,7



NA012-107



NA135-196

www.mta-it.com

The data contained herein is not binding. With a view to continuous improvement, MTA reserves the right to make changes without prior notice. Please contact our sales offices for further information. Reproduction in whole or in part is forbidden.



Cooling, conditioning, purifying.



MTA is ISO9001:2000 certified, a sign of its commitment to complete customer satisfaction.



MTA products comply with European safety directives, as recognised by the CE symbol.

M.T.A. S.p.A.
Viale Spagna, 8 - ZI
35020 Tribano (PD) - Italy
Tel. +39 049 9588611
info@mta-it.com

Compressed air treatment
Fax +39 049 9588612

Process cooling
Fax +39 049 9588661

Air conditioning
Fax +39 049 9588604

MTA is represented in over 80 countries worldwide. For information concerning your nearest MTA representative please contact M.T.A. S.p.A.

MTA Australasia
Tel. +61 3 9702 4348
www.mta-au.com

MTA China
Tel. +86 21 5417 1080
www.mta-it.com.cn

MTA France
Tel. +33 04 7249 8989
www.mtafrance.fr

MTA Germany
Tel. +49 2163 5796-0
www.mta.de

MTA Romania
Tel. +40 368 457 004
www.mta-it.ro

MTA Spain
Tel. +34 938 281 790
www.novair-mta.com

MTA UK
Tel. +44 01702 217878
www.mta-uk.co.uk

MTA USA
Tel. +1 716 693 8651
www.mta-it.com